

Earthbody
Brook Jones

UNTITLED
— *the collection* —
Christa Curtis

Barbara Beach Gallery

March 22 - 25, 2021

Artist Talk: March 22
at 5:30pm on Zoom

Brook Ann Jones

EARTHBODY

THESIS STATEMENT

As an artist, I express my passions, thoughts and emotions through my art pieces. I find this passion by making an emotional connection in nature or finding an inspirational historical reference. I can express through the combined art media of photography and printmaking. I work on each piece by building connections within myself and working these ideas together carefully into a cohesive expression of to explore beauty and meaning within these inspirations. Through photography, I express my love for God's creations and how they overlap and layer within the world. I see how humans and objects interact with nature, as I blend these elements into my works. The additional layers in print media expresses my emotional experience in viewing humans in nature. I love working with ink because of the infinite ways it can be used: rolling, stamping, printing and manipulating ink into its many forms, I find creative rein with each piece. The use of These art-forms create a uniqueness quality to my work that becomes a way of lending reveals my emotional expression into the real world look of photographs.

My current work revolves around this layering of multimedia imagery using photography and printmaking. You may find these processes commonly used together to create a simple CMYK (color separation) form. I create individual and unique artwork by layering these two media into a single cohesive expression of my perspective of the representation found in the spiritual side of nature as seen in photography with the fluid emotional dance that I experience by adding the media of ink.



THESIS PROPOSAL

- I am exploring this concept because it is not an art form that has been deeply explored by a well-known artist(s). In this process, through exploring a blend of dance and nature. Specifically, the fluidity of the body in dance and the spiritualistic side of nature. As a former dancer myself I felt my strongest form of emotions was through dance. I would like for the fluidity and emotion to show throughout my work while including elements of nature/spirituality throughout my pieces. I would like to embody my sense of faith into my work and show the spiritual side of nature at the same time.



ARTIST BIO

- Brook Jones has received her Associates Degree and is studying Studio Art at Austin Peay State University. She has worked at Ballet Arts of Jackson Tennessee since 2017 and is looking forward to a long-lasting relationship as an event photographer through the company. Brooks work focuses in Digital and Film Photography, with a specialization in the overlaying of both block and screen printing. Her work is focused on the photography of the human body of dancers, with the spirituality of nature. In her work through college she has accomplished two main photography rolls, one through Ballet Arts of Jackson Tennessee as an event photographer. While the other is a two-year long position as the APSU Governors Own Marching Bands Photographer while working on her degree. Her work can be found on her Instagram under @wild_flowers_and_lilys , and her Facebook page and Etsy under Wildflowers and Lily's.



ARTIST CV

- **Education**

- Graduated high school at Jackson Christian School (2017)
- Received an Associates of Science Degree at Austin Peay State University (2019)
- Anticipating graduating with a Bachelor of Fine Arts with a focus in photography and Printmaking (2021)

-

- **Employment history**

- Self-employed photographer 2017- present
- Event Photographer for Ballet Arts School of Ballet and Company (2016- current)
- APSU Governors Own Marching Band Photographer 2018-2020
- Jackson Christian School Performing Arts Technician 2018



ARTIST CV

- **Skills**
- Adobe Lightroom
- photo editing, darkroom photograph
- film photography
- digital photography on Canon camera
- block printing
- lithography
- screen printing
- printmaking on mixed media
- Watercolor
- Glass beading
- Embroidery
- clay sculpting (polymer and ceramics)
- paper-making.



1450 PRESENTATIONS



SENIOR THESIS PROPOSAL

Brook Coutchure Jones

Thesis Statement

The combination of Printmaking and photography is something that has not been shown together very often. Through the process of layering I will be blending these two mediums together. Using screen-printing and/or block printing to create a different layer and depth on top of a photograph.

Thesis Proposal

For my senior thesis project, I am combining the two mediums of photography and Printmaking. I am using the process of printing a photo and creating a Block print and/or screen print to go over the photography layer. I am exploring this concept because it is not an art form that has been deeply explored by a well-known artist(s). I will be using small, medium and large print formats. In this process, I am exploring a blend of dance and nature. Specifically, the fluidity of the body in dance and the spiritualistic side of nature. As a former dancer myself I felt my strongest form of emotions was through dance. I would like for the fluidity and emotion to show throughout my work while including elements of nature/spirituality throughout my pieces. I would like to embody my sense of faith into my work and show the spiritual side of nature at the same time.



Sally Mann

» Photographer



Judy Pfaff

» Print and Mixed Media Artist



Aaron Foster


» Printmaker






Progress

Thumbnail sketches of a few of my ideas.



Sketch 1




Sketch 2



Sketch 3



12 ★



Example 1

A darkroom print with a Block print overlay used for a project last semester called the example project.

13 ★



Example 2

This is also a darkroom and Block print.

14 ★

Timeline

- timeline:
- 9/7-9/16 meet with mentor, mentor contract, continue researching, supply order, complete presentation, gather photographs that have already been taken.
- 9/21-10/2 meet mentor again talk about presentation, show presentation, work on starting ideas for prints. Start carving Lino blocks.
- 10/5-10/16 work on pieces and finalize current photos, choose, and sketch Lino prints to layer.
- 10/17-11/30 meet with mentor, work on, and print out final prints to Lino print on.
- 11/2-11/13 meet with mentor finish up works, make final presentation
- 11/16-11/27 look over presentation and make final changes.
- 11/30- 12/2 final exam, review upon feedback

Special Concerns

- Working the printers alone with little knowledge of working them.
- A concern is how to have a digital gallery instead of a on campus one as well.



DANCING THROUGH NATURE ITSELF

Brook (Coutchure) Jones

Thesis Statement

I am combining the two mediums of photography and printmaking. I am using the process of printing a digital photo and creating a print to go over the photography layer. In this process, I am exploring a blend of dance and nature.

Thesis Proposal

For my senior thesis project, I am combining the two mediums of photography and Printmaking. I am using the process of printing a photo and creating a Block print/ screen print and/or mylar sheet to go over the photography layer. I am exploring this concept because it is not an art form that has been deeply explored by a well-known artist(s). I will be using small, medium and large print formats. In this process, I am exploring a blend of dance and nature. Specifically, the fluidity of the body in dance and the spiritualistic side of nature. As a former dancer myself I felt my strongest form of emotions was through dance. I would like for the fluidity and emotion to show throughout my work while including elements of nature/spirituality throughout my pieces. I would like to embody my sense of faith into my work and show the spiritual side of nature at the same time.



Everyday routine going to studio, walking in nature, taking silk screen prints, and talking/sharing ideas with mentor and program officer



Participate Performances. Both Photographed by Cole Nadeau

Dimple B Shah

• Mixed Media Artist



Eli Liebman

• Printmaker and potter



Nolan O'Connell

• Printmaker


Progress : through the semester printing has been a big part of my process. This process has been challenging.



Progress... through the semester printing has been a big part of my process. This process has been challenging.



Trying different processes after printing strictly as I did last time showed me a wide range of printing ideas.



I tried some ways of printing on mylar.



Through this process I also learned how to CMYK print.



Through this process I also learned how to CMYK print.



DIFFERENT OTHERS ARE OUTSIDE
CAPTURED - DRAGON E. PIV. CALLEJON

10



Balancing
two

• This piece was made
with my first mylar test
and a digital print.

11



Transcendence

• The dancers are
changing from bodies to
translucent figures. While
the world is staying the
same.
• Set 1/3

12



13



Transcendence

- They continue to become more translucent as the world fades.
- Set 2/3

14



Transcendence

- As the world continues to fade, they turn to a sol of themselves leaving the world behind.
- Set 3/3

Remaining tasks

- Print off remaining photographs and mylar sheets needed for future pieces.
- Gather new photographs at Ballet Arts Nutcracker 11-13th

15

Timeline

- 11/2-11/13 meet with mentor finish up works, make final presentation.
- 11/16-11/27 look over presentation and make final changes.
- 11/30- 12/2 create and print mylar sheets, review upon feedback.
- 12/3- 12/6 print some remaining photos for use over break.
- 12/6-12/13 attend the Nutcracker Ballet over the weekend and work for more photos to use.
- 12/14- 12/20 comb through photos gathered the weekend before.
- 12/21-12/27 work on ideas sketching, spend time with family for Christmas.
- 12/28-1/3 finalize sketches for older works, new years eve.
- 1/4-1/9 work on sketching new work ideas, piece together layers for previous prints.
- 1/10-1/18 try to finish all of my prep and works printed to move onto pictures and ideas made over break.

16


THANK YOU FOR
YOUR TIME.

Brook (Coutchure) Jones

17



PROGRESSION OF PROJECT











FINAL SHOW DOCUMENTATION





Earthbody

Brook Jones

UNTITLED


— the collection —

Christa Curtis

Barbara Beach Gallery


March 22 - 25, 2021

Artist Talk: March 22
at 5:30pm on Zoom




Earthbody

Brook Jones













Brook Jones
Spiritual Heights 2021
Inkjet Mylar and Matte Photo Paper
8.5 x11 inches
\$100



Brook Jones
Flexed Middle Split 2021
Painted Inkjet Mylar and Matte Paper
8.5 x11 inches
\$100





Brook Jones
A Sunflower of a Girl 2021
Inkjet Mylar and Matte Photo Paper
11 x 8 inches
\$100



Brook Jones
Acro Bird 2021
Painted Inkjet Mylar and Matte Paper
8.5 x 11 inches
\$100





Brook Jones
Balanced Three 2020
Inkjet Mylar and Matte Photo Paper
8.5 x 11 inches
\$100



Brook Jones
Flying High 2021
Inkjet Mylar and Matte Photo Paper
8.5 x 11 inches
\$100



Brook Jones
Rainbow of Promise
Pastel drawing
8.5 x 11 inches
\$50



Brook Jones
Sunset Through the Trees 2021
Pastel drawing
8.5 x 11 inches
\$50



Brook Jones
Fenced Off Bliss 2021
Pastel drawing
8.5 x 11 inches
\$50





Brook Jones
Rainbow of Promise
Pastel drawing
8.5 x 11 inches



Brook Jones
Water Landscape 2021
Pastel drawing
8.5 x 11 inches
\$50







Black Joke
Top of the Mountain Road 2007
Inkjet Print and Matte Photo Paper
8.5 x 11 inches
\$100







Black, white
Pencil, ink, and paper (2011)
100 x 100 cm, 100 x 100 cm, 100 x 100 cm
100 x 100 cm, 100 x 100 cm, 100 x 100 cm





Brook Jones and Christa Curtis



PROFESSIONAL PRACTICE



**WildflowersAndLilys**

☆☆☆☆☆(3)

Variety of beautiful crafts ❤️

3 Sales · On Etsy since 2018


Sorted by relevance



Water landscape : pastel
\$50.00



Counterparts
\$100.00



Trio of disoriented souls
\$275.00




Dancing Through the Mountains
\$350.00





Forest green bear lino print
\$25.00




 Edit Page

This is what your Page looks like to your visitors





Wild flowers and Lily's : Art and Photography
Art

 Like

Shop Now

www.etsy.com

28 people like this

Home

Groups


Events


Posts


Reviews


Videos


About

 Suggest Edits

 <https://www.etsy.com/shop/WildflowersAndLilys>

 [Send Message](#)

 [Art](#)

 [Price Range · \\$](#)

See All >

 Edit Page

This is what your Page looks like to your visitors

Home

Groups

Events

Posts

Reviews

Videos



Wild flowers and Lily's : Art and Photography
Mar 29 · 🌐

Senor Thesis : Earthbody 2021



Opens in Messenger

 SEND MESSAGE

 Nicole Massey

 Like

 Comment

 Share

 Edit Page

This is what your Page looks like to your visitors

Home

Groups

Events

Posts

Reviews

Videos



Wild flowers and Lily's : Art and Photography
Mar 29 · 🌐

Nutcracker 2020: some of the photos



 Like

 Comment

 Share



Wild flowers and Lily's : Art and Photography

 +62

wild_flowers_and_lilys ▾ ● ⊕ ≡



84

Posts

123

Followers

308

Following


Wildflowers&LilysArt&Photo

Art

Wild flowers and Lily's : Art and Photography Brook Jones, artist and photographer! Want a commission or piece ? I would love to assist you.

www.etsy.com/shop/WildflowersAndLilys

wild_flowers_and_lilys ▾ ● ⊕ ≡



84

Posts

123

Followers

308

Following

Wildflowers&LilysArt&Photo

Art

Wild flowers and Lily's : Art and Photography Brook Jones, artist and photographer! Want a commission or piece ? I would love to assist you.


www.etsy.com/shop/WildflowersAndLilys

Edit Profile


Promotions


Insights

Contact



🏠 🔍 📺 🛒 🖼️





SELF CRITIQUE



I started off wanting to use traditional print methods. But quickly realized the textures caused a visual problem that I did not expect. I discovered the inkjet film used for screen printing was a interesting form of art within the realm of printmaking, while still keeping the photo print process too. Through many problems with printing photographs on the Epsom printer, to finding the correct dot size for image use. The first part of thesis one was crazy. It was definitely a learning curve for me. I was using equipment that I had never used on my own before. By the end of the semester I went from barely being able to use it on my own. Then to completely being able to use a whole ink cartridge the next semester. The struggles from COVID were tremendous, but with the help of my mentor and advisor, I became a printing pro on the epson printer. I could print by myself with photoshop help too. Printing took up many hours of work each week for thesis. The bulk of it was printing. Through designing ideas, to cutting/lasso-ing images to create inkjet layers.

About two weeks into thesis two I chose to experiment with water coloring on inkjet. I loved the painted layer outcome and created three pieces with watercolor and gouache. This is where I had the most enjoyable experience my thesis while working. My gallery partner and best friend Christa Curtis created a collaborative piece with junket sheets with watercolor and gouache over a sectioned photo of a mountain. This piece was one of my favorite to do and inspired me to add some pastel pieces into the show also. Overall the process was hard, but definitely worth the work in the end to see it all up, be enjoyed by others, and even bought by family, friends and faculty.

