

R E M N A N T S

Ellen Garland
Senior Exhibition

Artist Biography

Ellen Garland lives in Clarksville, TN working in photography and sculpture. She is currently pursuing a BFA in studio art at Austin Peay State University. Her artwork focuses on the unknowns of the human psyche and how they manifest in society.

Original Thesis Proposal

I intend to create a series of photographs that explore the imagery of how our brains perceive and reserve memories and dreams. Often in remembering significant events and/or recalling dreams, our memory fails to capture the details and we are left with remnants of a larger story. These remnants may be small, powerful images from a moment that was only recorded in the perceiver's memory and by no other documentation. When a memory or dream is thought about too often, the perceiver can lose details about the moment, unable to recall the faces or what the setting was.

Memory is the foundation of our conscience. This project touches on deeper meanings in the human psyche, such as issues surrounding those who suffer from PTSD, dementia and depression. These images can also bring up happy memories, a birthday party, laughing and dancing, etc. The goal of this series is to allow the perceiver to view them and recall a memory or dream of their own. The majority of the imagery that our brain intakes versus what we actually can retain is massive. It is my hope that these images will allow the perceiver to recall a memory or dream of their own that they may have forgotten they had.

These images need to be abstract enough to be recognizable to several but articulate enough to convey a specific moment in time. To achieve this, I will use dodging and burning techniques with 35mm film photography to only develop parts of 10-20 specific scenes. I will also be using experimental pre and post-development techniques on the film to achieve different vignettes and dreamscape styles.

Final Exhibition Artist Statement

Memory is fragmented imagery our brains try to piece together to create a coherent story. I find that when I try to remember important people or places, these fragments are harder to recall, leaving me with faceless forms and darkened landscapes. This can sometimes be troubling, because as an artist I have an urge to recreate the beauty I see in the world. I call these fleeting memories *remnants*--a surviving trace of human experience reduced to blurry, distorted imagery.

I have recreated personal remnants of my memory, viewable through peep holes to signify the domestic and intimate nature of a larger narrative. Through the arrangement of the peep holes, I have represented the neural network in its basic coded form, calling attention to the computational nature of such a biological system. I find it important to highlight the processes that form these remnants of memory, while also suggesting that these mechanical movements are capable of producing the fluidity that is human emotion and imagination.

Through this process I am reminded of my grandmother who has severe dementia. I have watched her memory fade into nothingness, taking her personality and energetic spirit with it. Who are we without our memory or experiences? The four abstracted digital prints suggest the absence of memory, undefined subconscious remnants that linger between a state of recognizable and obscure. Like my grandmother's fleeting memory, the images weave in and out of focus and perceptual understanding.

Professional Resume

E L L E N
G A R L A N D

ellengarlandphotography.com

garlandellen@gmail.com

931.395.4541

E D U C A T I O N

Bachelor of Fine Arts in Studio Art

Austin Peay State University
Clarksville, TN
Expected Graduation: December 2019

E X P E R I E N C E S

Photography Intern

Karla Cruz Photography (Clarksville, TN)
Spring 2019

Graphic Designer

Austin Peay State University
Women's and Gender Studies Department (Clarksville, TN)
September 2017 - May 2018

Artistic Project Manager

Oasis Youth Center (Nashville, TN)
Summer 2016

S K I L L S

- Adobe Photoshop, Illustrator, InDesign, Lightroom
- Microsoft Office
- SLR and DSLR cameras and photography equipment
- Specializes in darkroom photography

A W A R D S / H O N O R S

- Elected President of the Feminist Majority Leadership Alliance (FMLA) organization at Austin Peay State University & spoke on behalf of FMLA at the Women's National Young Leadership Conference in Washington, DC

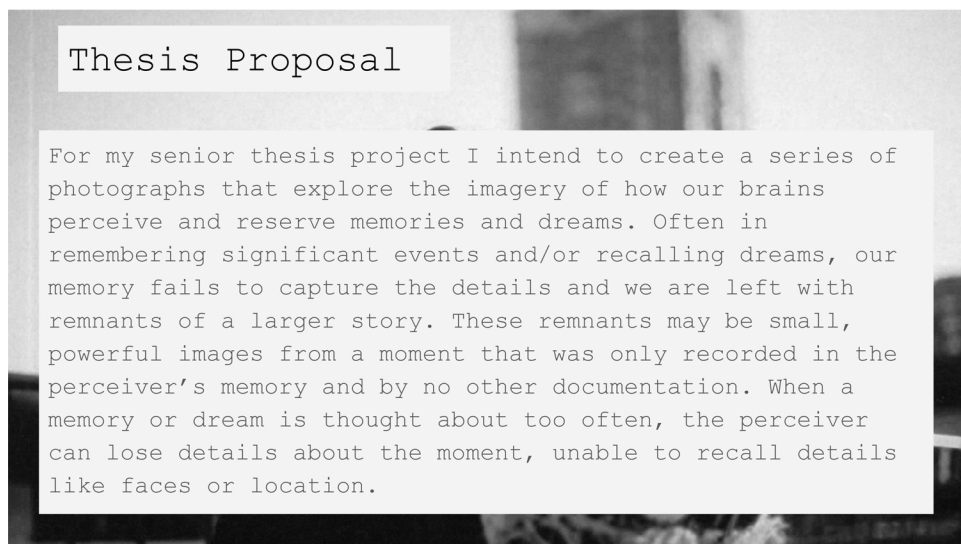
R E F E R E N C E S

Megan Roggendorff
Marketing Consultant
Street Theatre Company
Nashville, TN
615.554.7414
megan.rogg@gmail.com

Lance Anthony
Web Designer
Emma Email Marketing
Nashville, TN
256.509.1786
l.r.anthony@gmail.com


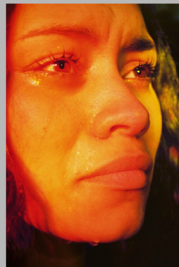
Jeremy Tullarris
Owner
J&J Gaming
Knoxville, TN
865.274.2190
tullarris@gmail.com

First Presentation



First Presentation

Petra Collins



Carrie Mae Weems



First Presentation

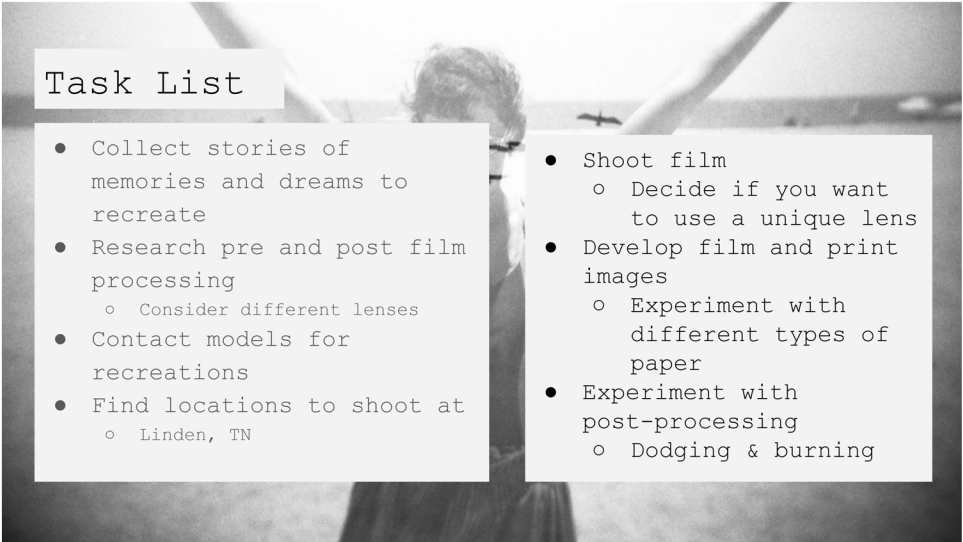
Luke Anthony Gram



Literature & Photo Reference Research

- "Are Dreams Experiences?" Daniel C. Dennett , The Philosophical Review LXXXV 2 (April 1976)
- "Regarding Affects and Imagery in Dreams" Pierre Ruyneau de Saint George Lyon, France
- "Ward 81" Photographs by Mary Ellen Mark, text by Karen Folger Jacobs and Milos Forman
- "Whispers of Intimate Things" Gordon Parks
- "Three Seconds from Eternity" Robert Doisneau
- "The Aperture History of Photography Series" Clarence H. White
- "Signs of Life" Olivia Parker
- "Half-Life" Rosamond Wolff Purcell
- "Passport" Mary Ellen Mark

First Presentation



Task List

- Collect stories of memories and dreams to recreate
- Research pre and post film processing
 - Consider different lenses
- Contact models for recreations
- Find locations to shoot at
 - Linden, TN
- Shoot film
 - Decide if you want to use a unique lens
- Develop film and print images
 - Experiment with different types of paper
- Experiment with post-processing
 - Dodging & burning




Task List Cont...

- Consider how to display work
 - Shadow box
 - Peep-hole-viewing
 - 3D layering
 - Foam board?
 - Matted and Framed?
- Set up work in Gallery

First Presentation

Schedule

Ellen Garland Senior Thesis Gantt Chart Jan 2019 - Oct 2019



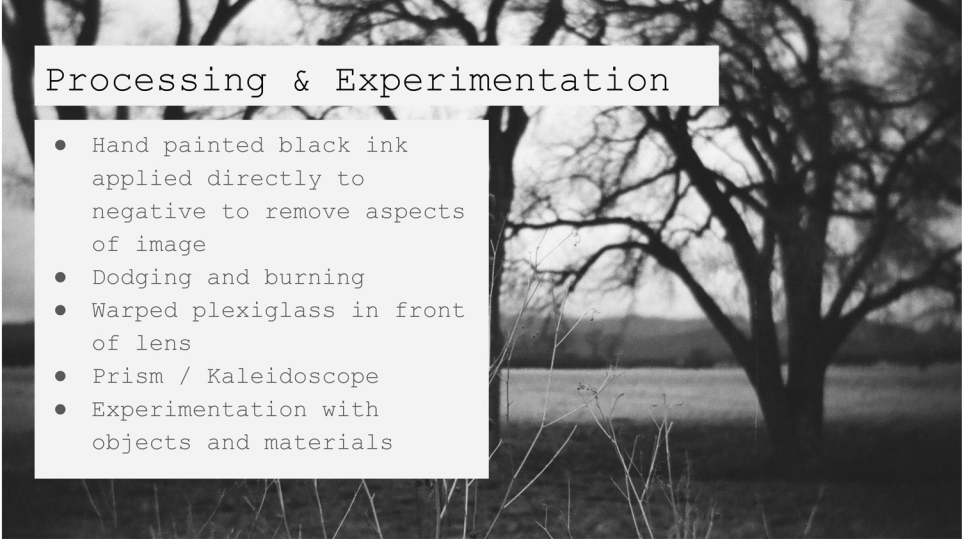
Progress



First Presentation




First Presentation



Processing & Experimentation

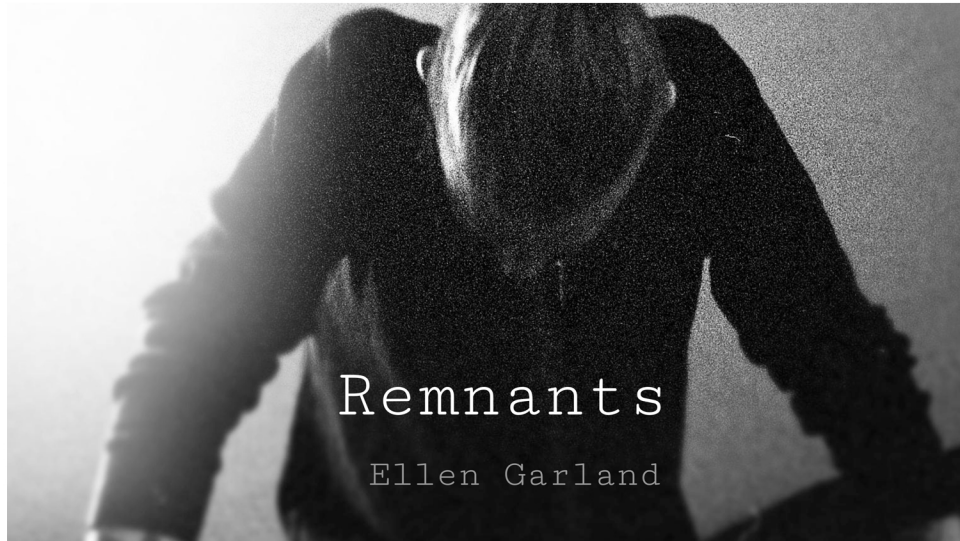
- Hand painted black ink applied directly to negative to remove aspects of image
- Dodging and burning
- Warped plexiglass in front of lens
- Prism / Kaleidoscope
- Experimentation with objects and materials



Special Concerns

- Successfully being able to achieve the post production I want using only film and not digital / photoshop
- Making sure the display is personal and intimate, not necessarily a gallery and how to achieve that feel

Second Presentation



Thesis Statement

This is a series of film photographs that explore the complexities of how we recollect selective imagery in our memories and dreams.

Second Presentation

Changes to thesis...

- Images will be taken with film but scanned in and edited digitally
- New soft-sculpture element
- Memories and content more personal and less general


Peep-hole View

- Allows viewers to peer into lives / memories
- Envelops viewer, allows for intimacy between viewer and memory.
- Reinforces “remnant,” or part of a larger story

Second Presentation

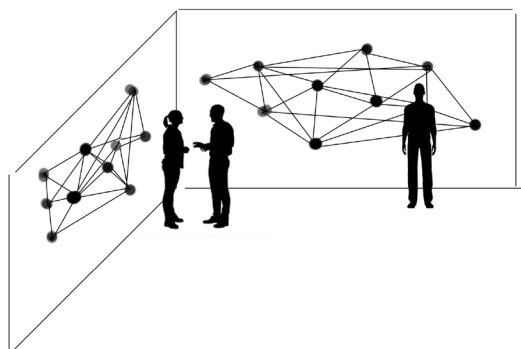
Neural Network Element

- Highlights the biological processes that create memory / dream
- Highlights how these analytical processes that take place in our biology can create art, music, poetry
- Contrasting structure & fluidity



Second Presentation

Gallery Concept



Continued Research...

Second Presentation

Brassai



Carrie Mae
Weems



Petra Collins



Luke Anthony
Gram

Keith Carter



Second Presentation

Keith Carter



Keith Carter





Second Presentation


Current Works . . .




Second Presentation




Second Presentation



Second Presentation



Second Presentation



Second Presentation



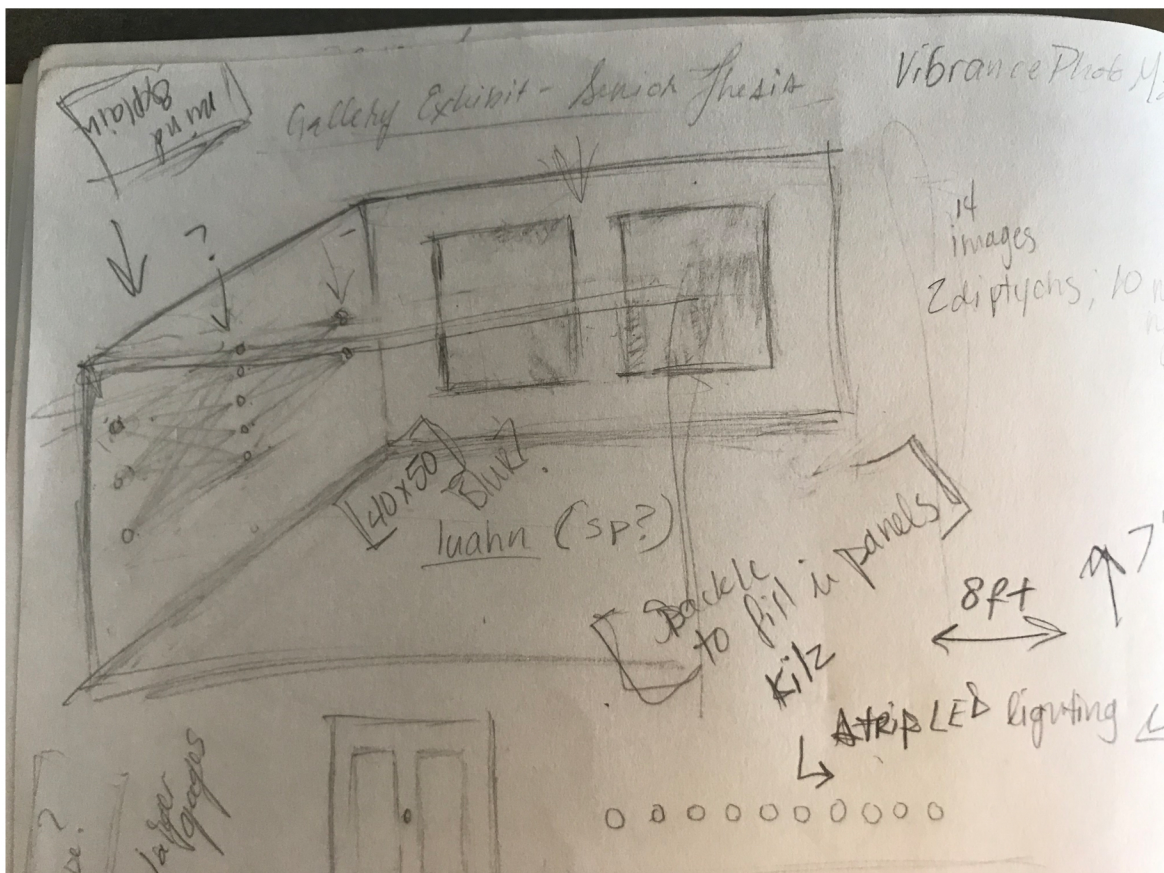
Remaining Tasks...

- Shoot more film
- Order chemicals
- Develop film
- Edit images
- Order armature parts
- Order additional materials
- Create armature (wooden wall)
- Schedule time to shoot based on models' availability
- Convert memories into visual poetry

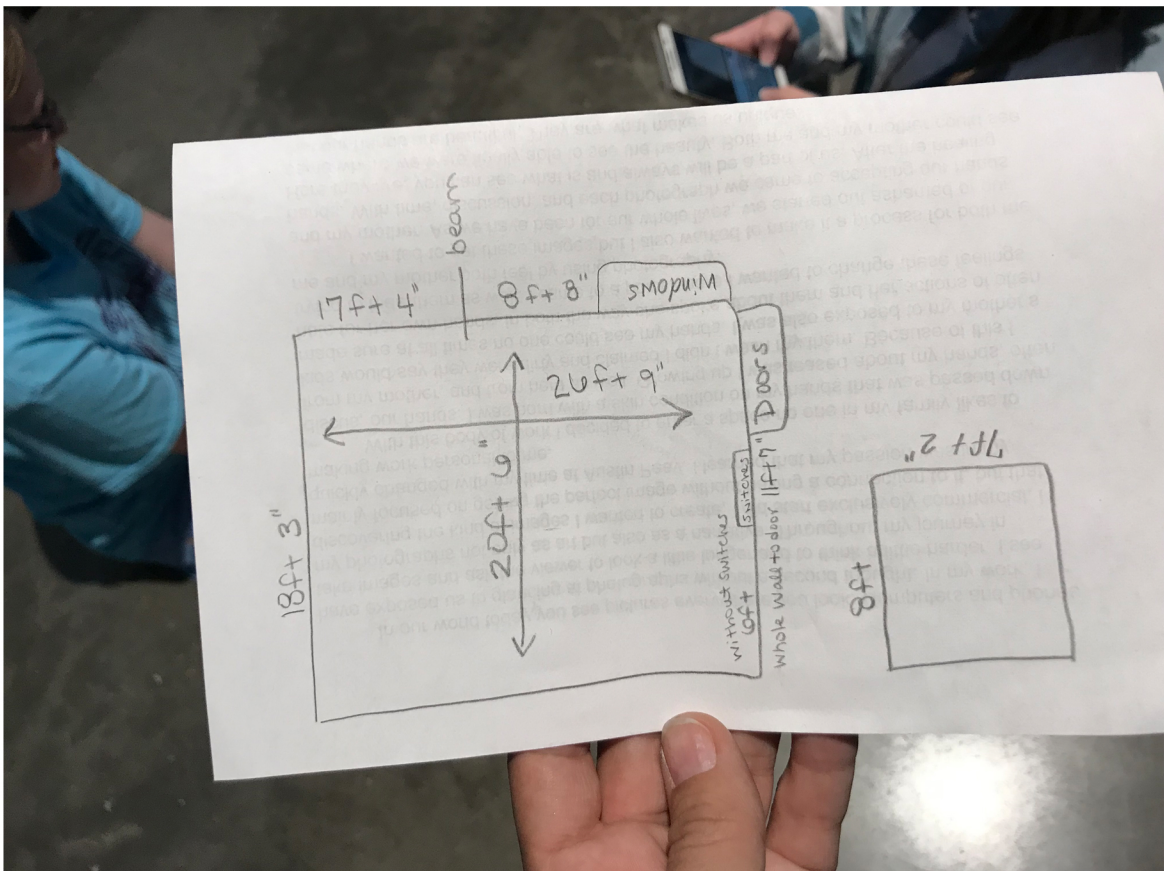
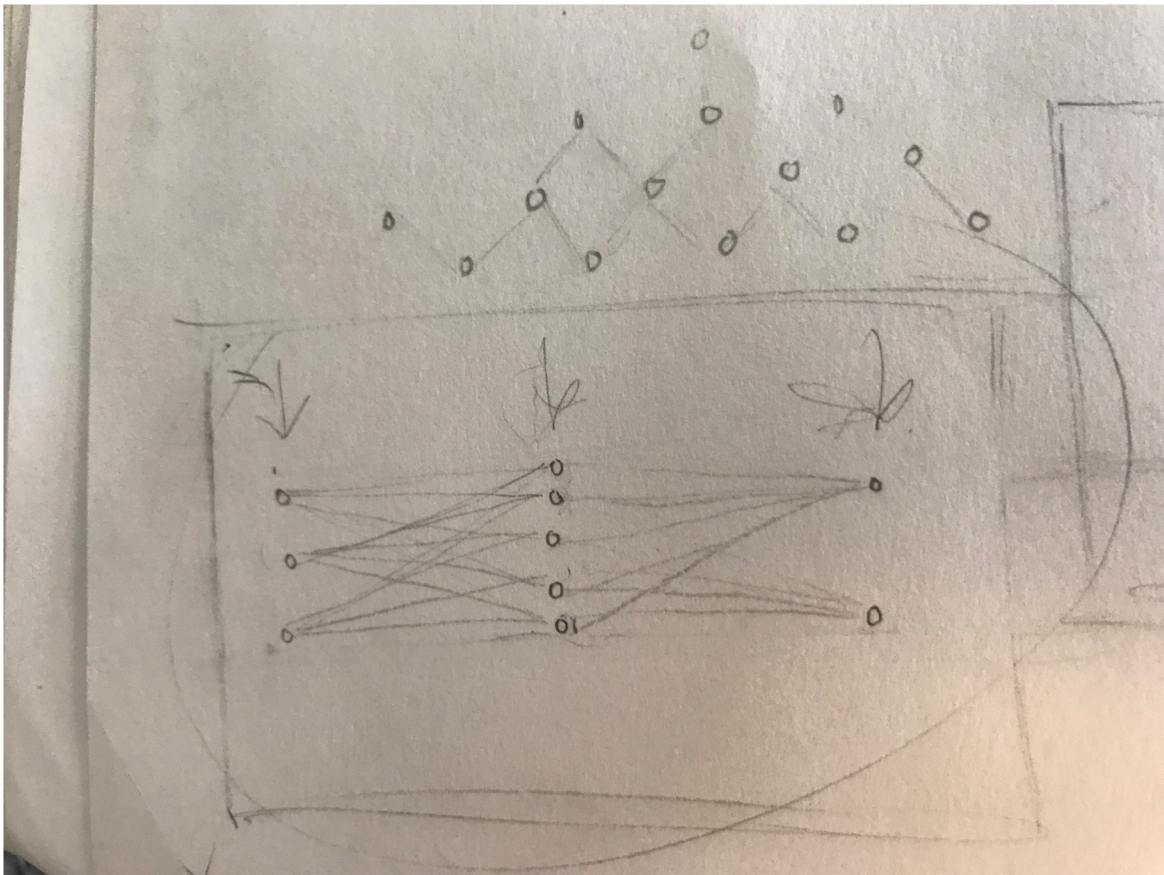
Second Presentation



Wall Progression



Wall Progression




Wall Progression



Wall Progression



Final Peep-Holes Images



Digital Prints



Digital Prints



Digital Prints




Digital Prints




Exhibition




Exhibition



Exhibition



Exhibition



Exhibition




Exhibition



Exhibition



Exhibition



Exhibition



Exhibition



Exhibition



Exhibition



Exhibition



Exhibition



Reflection

It was so amazing to see the show come to life. Finally all the work and research paid off and I was able to experience it with my classmates, instructors, friends and family. This show really made all the hard work pay off and gave me insight into how I would prepare for a future show. Preparing for this show was definitely stressful. With other class projects, it seemed impossible to complete the artwork when I needed it, but what I found myself doing was creating more work than I could even fit in the gallery space. The wall and peep-hole installation was the most tedious part that required a lot of construction work in a very short time. With the help of my friends, I was able to move the large 8 foot wall back and forth to mount the peep-hole images.

The show was very different from how I envisioned it at the beginning of the spring semester in 4150. I originally hadn't planned on the peep-hole viewing until later that semester, but once the idea developed, I knew there would be a lot of work ahead of me. I took a lot of ambitious projects with *Remnants*, like building an 8 foot wall, tearing down half of the wall, getting measurements incorrect, re-measuring, printing large-scale digital color prints and showing my film prints in a different way. It honestly was so great to see that I really was able to do all the difficult things I didn't know if I could do or not. I knew I wanted to incorporate sculpture in a photography exhibit because of my love for both, but it always seemed so hard to make something 3D into a 2D (an image), back into something 3D. I really enjoyed the peep-hole concept and liked the subtle incorporation of sculpture- but I do want to explore sculpture and photography together in my future projects in less subtle way.